

## How to access exams using BMJ OnExamination

**IMPORTANT:** to prevent problems during the registration process, make sure you first clear your browser's cookies and cache (temporary internet files). For help with this, check your browser settings or visit the WikiHow pages for [clearing your browser's cache](#) and [cookies](#).

1. [Find the voucher code for your level](#) – choose between 'year 1-3' or 'year 4-5'.
2. Go to the registration page for your level:
  - [International medical student years 1-3](#)
  - [International medical student years 4-5](#)
3. If you have visited both registration pages, clear your browser's cache **again** before proceeding to the next step.
4. Click the orange 'add to basket' button on the registration page.



International Medical Student Years 1-3

Revise with our quality revision questions today!

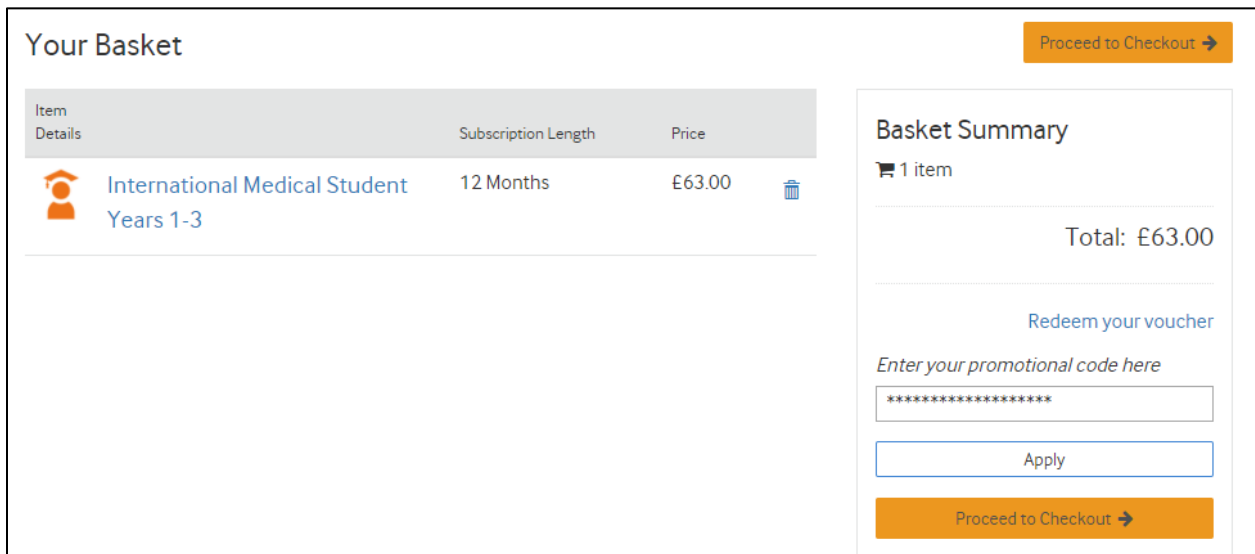
Subscription Length

● 12 Months - £63.00

£63.00



Add to Basket

5. On the 'your basket' page, click the 'redeem your voucher' link in the box on the right.



Your Basket

Proceed to Checkout →

Item Details	Subscription Length	Price
 International Medical Student Years 1-3	12 Months	£63.00 

Basket Summary

1 item

Total: £63.00

[Redeem your voucher](#)

Enter your promotional code here

\*\*\*\*\*

Apply

Proceed to Checkout →

6. Enter the voucher code into the box and click 'apply'. The price will reduce to £0.00.

### Your Basket

[Proceed to Checkout →](#)

Promotional code "\*\*\*\*\*" was applied. ×

Item Details	Subscription Length	Price	
International Medical Student Years 1-3	12 Months	£63.00	

#### Basket Summary

🛒 1 item  
Discount (\*\*\*\*\*): -£63.00

---

**Total: £0.00**

[Redeem your voucher](#)

[Proceed to Checkout →](#)

7. Click 'proceed to checkout'. On the next page, log in with an existing BMJ OnExamination account, or create a new one. Use your University of Sydney email address when registering.

- **Note:** BMJ OnExamination is a different database to BMJ Best Practice, BMJ Case Reports, and BMJ Learning. You will need to create a new account to use with other BMJ databases.

#### Sign in to your Account

Please sign in using your registered email address and password

Remember me

[Forgot Your Password?](#)

#### Create Account

Not registered? Please complete the following steps to set up your account:

I accept the [Terms & Conditions and Privacy Policy](#)

Tick to receive information and special offers about BMJ's products and services. BMJ will mainly contact you by email but occasionally by post, telephone, or SMS.

\* Required Fields

8. On the 'billing address' tab, enter your name and surname. Enter 'University of Sydney' in the address box and 2006 in the postcode box. Put a – in the telephone box. Click **continue**.

The screenshot shows the 'Billing Address' tab of the BMJ OnExamination checkout process. The page has three tabs: 'Checkout', 'Billing Address' (which is active and highlighted in blue), and 'Payment Method'. The main content area is divided into two sections. On the left, under the heading 'Add New Billing Address', there are several input fields: '\* First Name' (Tess), '\* Last Name' (Aitken), '\* Address' (University of Sydney), '\* Town/City' (Sydney), '\* Postcode / Area code' (2006), '\* Country/Territory' (Australia), and '\* Telephone' (-). A red asterisk indicates that the fields marked with an asterisk are required. An orange 'Continue >>' button is located at the bottom right of this section. On the right, the 'Order Summary' section shows the following details: 'International Medical Student Years 1-3', '12 Months', '€63.00', 'Discount: -€63.00', and 'Total: €0.00'.

9. On the next page, click 'buy now'.
10. Click the orange 'log in and start revising now' button to log in and start answering questions.
- If you don't see the 'billing address' tab or the 'buy now'/'log in and start revising now' buttons, your registration has been *unsuccessful*.
  - Your account may take some time to update with this information. If the exams do not appear on your home page, wait a couple of minutes and try again.
11. As a returning user, access BMJ OnExamination via the login links on the Library website.

If you see the 'revise now' and 'get started' buttons instead of the 'log in and start revising now' button, your registration has been *unsuccessful*.

For further help, email [tess.aitken@sydney.edu.au](mailto:tess.aitken@sydney.edu.au) and include:

- the login details (email and password) of the account you created
- the level you were registering for

